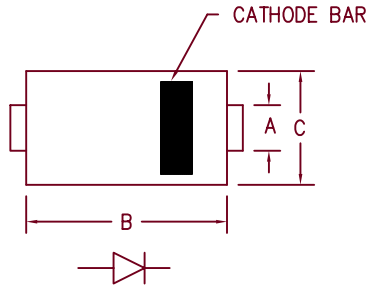
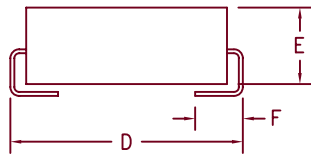


1 Amp Schottky Rectifier LSM140J — LSM150J



Dim.	Inches		Millimeter		Notes
	Minimum	Maximum	Minimum	Maximum	
A	.073	.087	1.85	2.21	
B	.160	.180	4.06	4.57	
C	.130	.155	3.30	3.94	
D	.205	.220	5.21	5.59	
E	.075	.130	1.91	3.30	
F	.030	.060	.760	1.52	



DO-214BA Package

Microsemi Catalog Number	Industry Part Number	Working Peak Reverse Voltage	Repetitive Peak Reverse Voltage
LSM140J	10BQ040 10MQ040N MBRA140TR, MBRS140TR	40V	40V
LSM145J		45V	45V
LSM150J		50V	50V

- Low Forward Voltage
- Schottky Barrier Rectifier
- Guard Ring Protection
- 150°C Junction Temperature
- VRRM 40 to 50 Volts

Electrical Characteristics

Average forward current	I _{F(AV)} 1.0 Amps	T _A = 130°C, Square wave, R _{θJC} = 15°C/W
Maximum surge current	I _{FSM} 50 Amps	8.3ms, half sine, T _J = 150°C
Max peak forward voltage	V _{FM} .39 Volts	I _{FM} = 0.1A; T _J = 25°C*
Max peak forward voltage	V _{FM} .58 Volts	I _{FM} = 1.0A; T _J = 25°C*
Max peak reverse current	I _{RM} 1.0 mA	V _{RRM, T_J} = 25°C
Typical junction capacitance	C _J 60pF	V _R = 5.0V, T _J = 25°C

*Pulse test: Pulse width 300 μsec. Duty cycle 2%

Thermal and Mechanical Characteristics

Storage temperature range	T _{STG}	-55°C to 175°C
Operating junction temp range	T _J	-55°C to 150°C
Typical thermal Resistance	R _{θJC}	15°C/W Junction to case
Weight		.0047 ounces (.013 grams) typical



8700 East Thomas Road, P.O. Box 1390
Scottsdale, AZ 85252
PH: (480) 941-6300
FAX: (480) 947-1503
www.microsemi.com

05-15-07 Rev. 3

LSM140J — LSM150J

Figure 1
Maximum Forward Characteristics

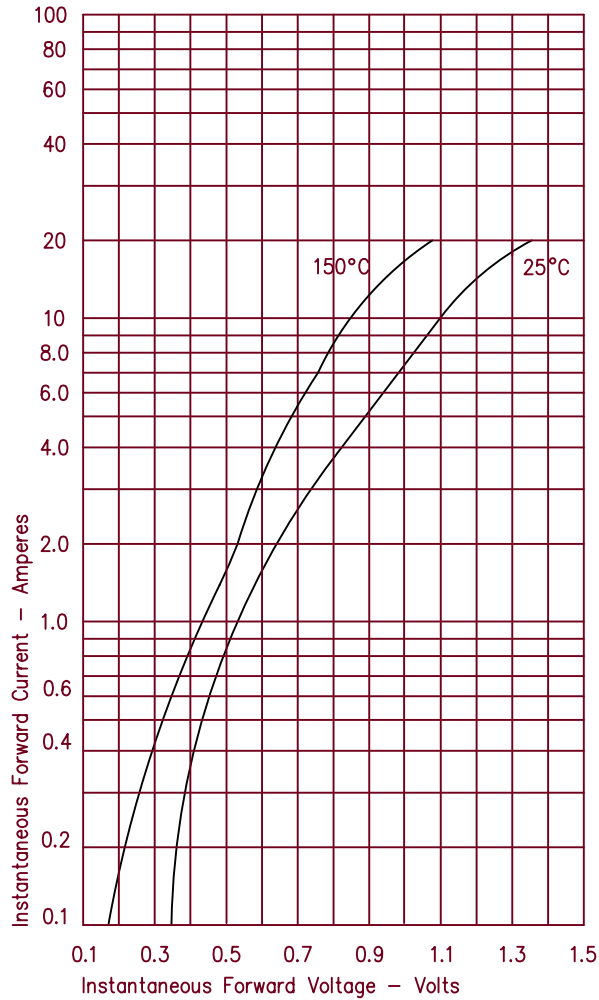


Figure 3
Typical Junction Capacitance

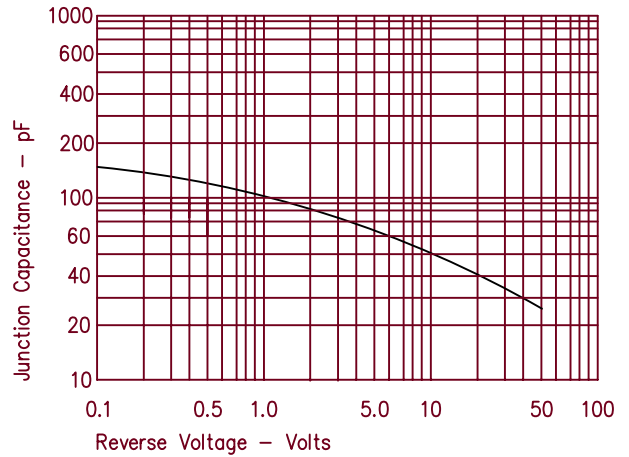


Figure 2
Typical Reverse Characteristics

